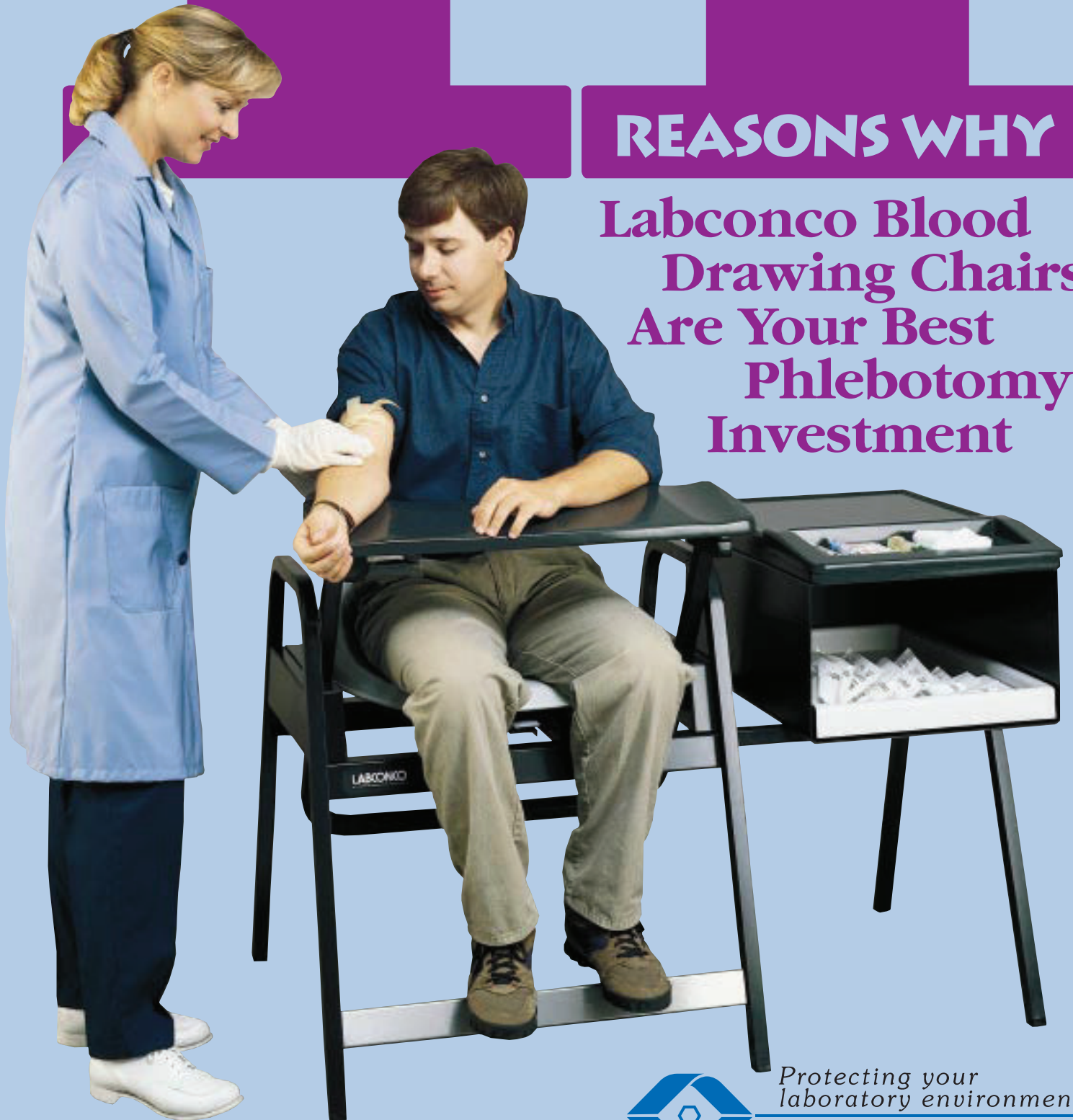


# REASONS WHY

Labconco Blood  
Drawing Chairs  
Are Your Best  
Phlebotomy  
Investment



*Protecting your  
laboratory environment*

**LABCONCO**<sup>®</sup>

**1** *Durable chair* is constructed for long life.

Chair seat is made of strong, scratch resistant, nylon-filled molded polyester. The welded frame of one-inch square steel tubing and formed supporting channels are coated with chemical-resistant powder epoxy.

**2** *Arm lift mechanism* assists the padded arm to the upright-vertical position and holds it stationary.

It also helps to safely and gently lower the arm.

**3** *Elevated seat* reduces back strain for the technician.

**4** *Adjustable arm and seat*

accommodate large and small patients. Four-position arm height adjustment moves the placement higher and away from the seat to accommodate larger individuals. Durable slides adjust the seat front to back into three positions.

**5** *Wider chair frame* accommodates larger individuals and provides a more stable base.

**6** *Stainless steel foot rest* provides support for shorter and elderly patients, and makes for easy access to and from the elevated seat.

**7** *Ergonomically designed padded arm* is specifically contoured and angled at 10° to support the patient's arm in a fully extended position for easier venipuncture. The padded arm is molded urethane foam with an integral coating that cleans easily.

**8**

*Optional storage cabinet* has one slide-out tray with inside dimensions of 14" w x 20.5" d. The tray is removable for cleaning. The padded urethane cabinet top doubles as comfortable arm rest and has a dished compartment for safe placement of test tubes and other blood drawing supplies. On Model 11201-00 Blood Drawing Chair with Cabinet, the cabinet placement is interchangeable from left to right side of chair.

**9** *Shipped ready to use.*

The chair arrives fully assembled. On models with storage cabinet, the cabinet and legs are shipped separately and are easily attached with simple tools.

**10** *Available in three models.* Choose from chair only, chair and cabinet set, or double chair and cabinet set.

**11** *Functional design.* The chair was designed with guidance from medical technologists and phlebotomists.

ISO 9002  
CERTIFIED




Protecting your  
laboratory environment

**LABCONCO**<sup>®</sup>

Labconco Corporation • 8811 Prospect Avenue • Kansas City, MO 64132-2696 • 816-333-8811 • 800-821-5525 • FAX 816-363-0130  
E-MAIL [labconco@labconco.com](mailto:labconco@labconco.com) • HOME PAGE [www.labconco.com](http://www.labconco.com)

# SPECIFICATIONS AND DIMENSIONAL DATA



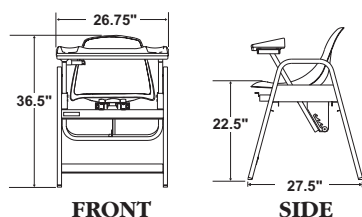
**11200-00  
Blood Drawing Chair**



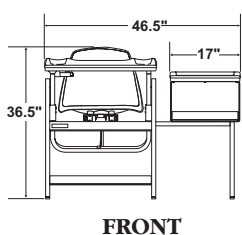
**11201-00  
Blood Drawing Chair  
with Storage Cabinet**



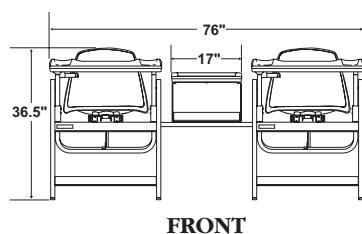
**11202-00  
Double Blood Drawing Chair  
with Center Storage Cabinet**



**11200-00 Blood Drawing Chair.** 26.75" wide x 27.5" deep x 36.5" high (67.9 cm x 69.8 cm x 92.7 cm). Includes compression-molded, nylon-filled polyester chair, dry powder epoxy-coated one-inch square tubular steel frame, type 304 stainless steel foot rest, and molded urethane padded arm with integral coating. Arm adjusts to four heights and seat adjusts to three positions. Glacier white and charcoal in color. Shipping weight 68 lbs. (31 kg).



**11201-00 Blood Drawing Chair with Storage Cabinet.** 46.5" wide x 27.5" deep x 36.5" high (118.1 cm x 69.8 cm x 92.7 cm). Includes compression-molded, nylon-filled polyester chair, dry powder epoxy-coated one-inch square tubular steel frame, type 304 stainless steel foot rest, and molded urethane padded arm with integral coating. Arm adjusts to four heights and seat adjusts to three positions. Epoxy-coated storage cabinet includes one slide-out tray of high impact ABS plastic with inside dimensions of 14" wide x 20.5" deep (35.6 cm x 52.1 cm). Padded urethane storage cabinet top includes a dished compartment. Bracket and hardware are provided to mount the interchangeable cabinet on right or left side of chair. Some assembly is required. Glacier white and charcoal in color. Shipping weight 121 lbs. (55 kg).



**11202-00 Double Blood Drawing Chair with Center Storage Cabinet.** 76" wide x 27.5" deep x 36.5" high (193 cm x 69.8 cm x 92.7 cm). Includes two compression-molded, nylon-filled polyester chairs with dry powder epoxy-coated one-inch square tubular steel frames, type 304 stainless steel foot rests, and molded urethane padded arms with integral coating. Arms adjust to four heights and seats adjust to three positions. Epoxy-coated storage cabinet includes one slide-out tray of high impact ABS plastic with inside dimensions of 14" wide x 20.5" deep (35.6 cm x 52.1 cm). Padded urethane storage cabinet top includes a dished compartment. Bracket and hardware are provided to mount the cabinet between the two chairs. Some assembly is required. Glacier white and charcoal in color. Shipping weight 188 lbs. (85 kg).



**Carbon Filtered  
Enclosures**



**Histology/Pathology  
Work Stations**



**Laminar Flow  
Safety Cabinets,  
Enclosures  
and Clean Benches**



**Glassware Washers**



**Water Purification  
Systems**



**Digital  
Chloridometer**